



Agilent Technologies

Vacuum Products Division

SH-110 EXHAUST SILENCER KIT

INSTRUCTION MANUAL

Part No. 699904395

Rev. A

April 2008

SH-110 Exhaust Silencer Kit

Warranty

Products manufactured by Seller are warranted against defects in materials and workmanship for twelve (12) months from date of shipment thereof to Customer, and Seller's liability under valid warranty claims is limited, at the option of Seller, to repair, replacement, or refund an equitable portion of the purchase price of the Product. Items expendable in normal use are not covered by this warranty. All warranty replacement or repair of parts shall be limited to equipment malfunctions which, in the sole opinion of Seller, are due or traceable to defects in original materials or workmanship. All obligations of Seller under this warranty shall cease in the event of abuse, accident, alteration, misuse, or neglect of the equipment. In-warranty repaired or replaced parts are warranted only for the remaining unexpired portion of the original warranty period applicable to the repaired or replaced parts. After expiration of the applicable warranty period, Customer shall be charged at the then current prices for parts, labor, and transportation.

When products are used with toxic chemicals, or in an atmosphere that is dangerous to the health of humans, or is environmentally unsafe, it will be the responsibility of the Customer to have the product cleaned by an independent agency skilled and approved in handling and cleaning contaminated materials before the product will be accepted by Agilent, Inc. for repair and/or replacement.

Reasonable care must be used to avoid hazards. Seller expressly disclaims responsibility for loss or damage caused by use of its Products other than in accordance with proper operating procedures.

Except as stated herein, Seller makes no warranty, express or implied (either in fact or by operation of law), statutory or otherwise; and, except as stated herein, Seller shall have no liability under any warranty, express or implied (either in fact or by operation of law), statutory or otherwise. Statements made by any person, including representatives of Seller, which are inconsistent or in conflict with the terms of this warranty shall not be binding upon Seller unless reduced to writing and approved by an officer of Seller.

Warranty Replacement and Adjustment

All claims under warranty must be made promptly after occurrence of circumstances giving rise thereto, and must be received within the applicable warranty period by Seller or its authorized representative. Such claims should include the Product serial number, the date of shipment, and a full description of the circumstances giving rise to the claim. Before any Products are returned for repair and/or adjustment, written authorization from Seller or its authorized representative for the return and instructions as to how and where these Products should be returned must be obtained. Any Product returned to Seller for examination shall be prepaid via the means of transportation indicated as acceptable by Seller. Seller reserves the right to reject any warranty claim not promptly reported and any warranty claim on any item that has been altered or has been returned by non-acceptable means of transportation. When any Product is returned for examination and inspection, or for any other reason, Customer shall be responsible for all damage resulting from improper packing or handling, and for loss in transit, notwithstanding any defect or non-conformity in the Product. In all cases, Seller has the sole responsibility for determining the cause and nature of failure, and Seller's determination with regard thereto shall be final.

If it is found that Seller's Product has been returned without cause and is still serviceable, Customer will be notified and the Product returned at its expense; in addition, a charge for testing and examination may be made on Products so returned. 3/1/00

SH-110 Exhaust Silencer Kit

This page intentionally left blank.

Preface

Documentation Conventions

This manual uses the following documentation conventions:

WARNING



Warnings indicate a particular procedure or practice, which if not followed correctly, could lead to serious injury.

CAUTION



Cautions indicate a particular procedure or practice, which if not followed, could cause damage to the equipment.

NOTE



Notes contain important information.

Before operating or servicing equipment, read and thoroughly understand all operation/maintenance manuals provided by Agilent. Be aware of the hazards associated with this equipment, know how to recognize potentially hazardous conditions, and how to avoid them. Read carefully and strictly observe all cautions and warnings. The consequences of unskilled, improper, or careless operation of the equipment can be serious.

In addition, consult local, state, and national agencies regarding specific requirements and regulations. Address any safety, operation, and/or maintenance questions to your nearest Agilent office.

SH-110 Exhaust Silencer Kit

This page intentionally left blank.

SH-110 Exhaust Silencer Kit

Agilent's exhaust silencer kit for the SH-110 scroll pumps reduces the total sound pressure level due to exhaust pulsation, mitigates audible noise in the most sensitive frequencies, and collects tip seal dust with a 5-micron filter element.

Figure 1-3 shows the kit mounted at the exhaust of an SH-110 in the side position.

Table 1-1 breaks down the kit parts and quantities.

Table 1-1 Exhaust Silencer Kit for SH-110, P/N: EXSLRSH110

Part Name	Qty
Filter/ Silencer Can NW 16	1
Clamp NW16 black	1
90° elbow barb fitting 1/4" NPT x 1/2" hose	1
Centering ring	1
Tygon hose black .75" OD x .125" W x 5" long	2
Silencer/ Resonator Assembly	1
NW 16 connector .50 tubing	1
Tie Wrap	1
Mount, Adhesive Backed	1
Hose Clamp	4

Replacement polyester filter element rated 99% efficient at the 5-micron particle size, P/N: REPLSLR FILTER1.

Installation



To ensure proper operation, and to prevent damage, the kit must be installed and operated only as specified.

To install:

1. Unscrew the 1/4" NPT coupler for the pump's exhaust (unless using the small footprint version).
2. Screw in the 1/4" NPT hose barb fitting into the 1/4" NPT female exhaust fitting.

Refer to Figure 1-1 for this procedure.

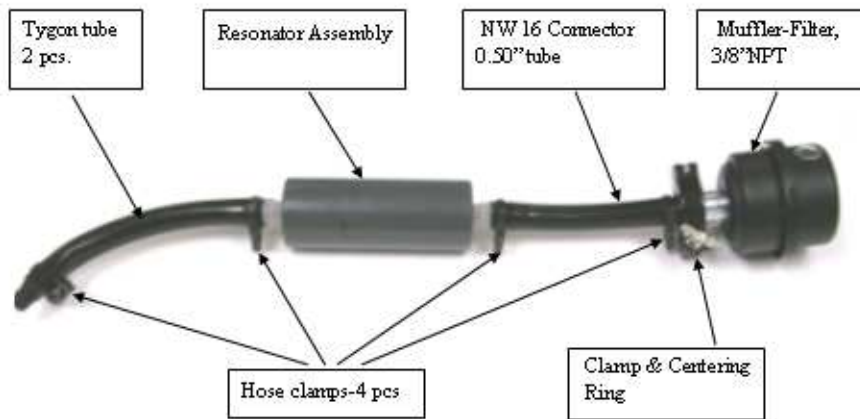


Figure 1-1 : SH-110 Exhaust Silencer Kit: Components

3. Connect the longer piece of Tygon tubing into the 1/2" hose end of the 1/4" NPT barb and secure with a hose clamp.
4. Connect the other end of the Tygon tubing to the 1/2" hose, 3/8" NPT barb belonging to the Resonator assembly and secure with a hose clamp.
5. Connect the second Tygon tubing to the 1/2" hose end of the 1/4" NPT barb and secure with a hose clamp.
6. Attach the smooth end of the NW16 connector to the other end of the Tygon tubing.
7. Connect the NW16 flange to the NW16 connector by the means of a centering ring and secure connection with a clamp.

Optional: if a smaller footprint is desired (Figure 1-4 on page 1-3), connect the Silencer-Filter Can NW16 connector directly to the pump's exhaust, which has an NW 16 flange, and secure it with a clamp via a centering ring.

SH-110 Exhaust Silencer Kit

WARNING



Do not use this kit if the application requires capture or containment of gases being pumped. Instead, route the pump exhaust to an appropriate collection system.

Figure 1-2 shows the kit dimensions.

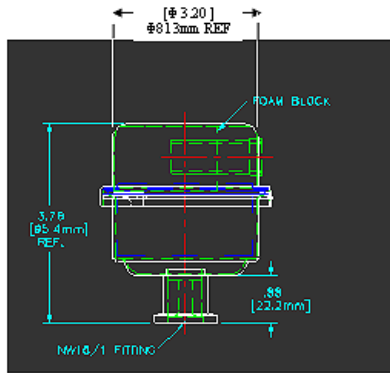


Figure 1-2 : SH-110 Silencer/ Filter Can, Kit Dimensions




Figure 1-3 SH-110 with Exhaust Silencer Kit Installed



Figure 1-4 SH-110 with Exhaust Silencer Kit-small Footprint Version- No Resonator

Performance

Typical reductions are: 4 dB(A) measured at 1 m from the front of the pump, on a horizontal direction and an average of 3.8 db(A) from all three directions, under a 2-3 Torr load, and with the gas ballast open. The exhaust silencer kit does not significantly influence the sound pressure when pumping at base pressure.

The kit's silencer/resonator assembly mitigates exhaust pulsation noise in the most sensitive frequencies.

If the smaller footprint version is adopted, the silencing performance is slightly diminished, and the low frequencies are not as successfully mitigated as with the full version.

Maintenance

Replace the 5-micron filter element after every tip-seal or module change.

Vacuum Products Division Instructions for returning products

Dear Customer:

Please follow these instructions whenever one of our products needs to be returned.

- 1) Complete the attached Request for Return form and send it to Agilent Technologies (see below), taking particular care to identify all products that have pumped or been exposed to any toxic or hazardous materials.
- 2) After evaluating the information, Agilent Technologies will provide you with a Return Authorization (RA) number via email or fax, as requested.
Note: Depending on the type of return, a Purchase Order may be required at the time the Request for Return is submitted. We will quote any necessary services (evaluation, repair, special cleaning, eg).
- 3) **Important steps for the shipment of returning product:**
 - Remove all accessories from the core product (e.g. inlet screens, vent valves).
 - Prior to shipment, drain any oils or other liquids, purge or flush all gasses, and wipe off any excess residue.
 - If ordering an Advance Exchange product, **please use the packaging from the Advance Exchange to return the defective product.**
 - Seal the product in a plastic bag, and package product carefully to avoid damage in transit. You are responsible for loss or damage in transit.
 - Agilent Technologies is not responsible for returning customer provided packaging or containers.
 - **Clearly label package with RA number.** Using the shipping label provided will ensure the proper address and RA number are on the package. Packages shipped to Agilent without a RA clearly written on the outside cannot be accepted and will be returned.
- 4) Return only products for which the RA was issued.
- 5) **Product being returned under a RA must be received within 15 business days.**
- 6) **Ship to the location specified on the printable label, which will be sent, along with the RA number, as soon as we have received all of the required information.** Customer is responsible for freight charges on returning product.
- 7) Return shipments must comply with all applicable **Shipping Regulations** (IATA, DOT, etc.) and carrier requirements.

RETURN THE COMPLETED **REQUEST FOR RETURN** FORM TO YOUR NEAREST LOCATION:

EUROPE:
Fax: 00 39 011 9979 330
Fax Free: 00 800 345 345 00
Toll Free: 00 800 234 234 00
vpt-customer@agilent.com

NORTH AMERICA:
Fax: 1 781 860 9252
Toll Free: 800 882 7426, Option 3
vpl-ra@agilent.com

PACIFIC RIM:
please visit our website for individual
office information
<http://www.agilent.com>



Please read important policy information on Page 3 that applies to all returns.

1) CUSTOMER INFORMATION

Company Name:		Contact Name:	
Tel:	Email:	Fax:	
Customer Ship To:		Customer Bill To:	
Europe only: VAT reg. Number:		USA/Canada only: <input type="checkbox"/> Taxable <input type="checkbox"/> Non-taxable	

2) PRODUCT IDENTIFICATION

Product Description	Agilent P/N	Agilent S/N	Original Purchasing Reference

3) TYPE OF RETURN (Choose one from each row and supply Purchase Order if requesting a billable service)

- 3A.** Non-Billable Billable **➔** New PO # (hard copy must be submitted with this form):
- 3B.** Exchange Repair Upgrade Consignment/Demo Calibration Evaluation Return for Credit

4) HEALTH and SAFETY CERTIFICATION

AGILENT TECHNOLOGIES CANNOT ACCEPT ANY PRODUCTS CONTAMINATED WITH BIOLOGICAL OR EXPLOSIVE HAZARDS, RADIOACTIVE MATERIAL, OR MERCURY AT ITS FACILITY.
Call Agilent Technologies to discuss alternatives if this requirement presents a problem.

The equipment listed above (check one):

HAS NOT pumped or been exposed to any toxic or hazardous materials. OR

HAS pumped or been exposed to the following toxic or hazardous materials. If this box is checked, the following information must also be filled out. Check boxes for all materials to which product(s) pumped or was exposed:

Toxic Corrosive Reactive Flammable Explosive Biological Radioactive

List all toxic/hazardous materials. Include product name, chemical name, and chemical symbol or formula:

NOTE: If a product is received at Agilent which is contaminated with a toxic or hazardous material that was not disclosed, **the customer will be held responsible** for all costs incurred to ensure the safe handling of the product, and **is liable** for any harm or injury to Agilent employees as well as to any third party occurring as a result of exposure to toxic or hazardous materials present in the product.

Print Name: _____ **Authorized Signature:** **Date:** _____

5) FAILURE INFORMATION:

Failure Mode (REQUIRED FIELD. See next page for suggestions of failure terms):
Detailed Description of Malfunction: (Please provide the error message)
Application (system and model):

I understand and agree to the terms of Section 6, Page 3/3.		
Print Name:	Authorized Signature:	Date:



**Vacuum Products Division
Request for Return Form
(Health and Safety Certification)**

Please use these Failure Mode to describe the concern about the product on Page 2.

TURBO PUMPS and TURBO CONTROLLERS

APPARENT DEFECT/MALFUNCTION	POSITION	PARAMETERS
- Does not start - Does not spin freely - Does not reach full speed - Mechanical Contact - Cooling defective	- Noise - Vibrations -Leak -Overtemperature -Clogging	- Vertical -Horizontal -Upside-down -Other: Power: Rotational Speed: Current: Inlet Pressure: Temp 1: Foreline Pressure: Temp 2: Purge flow: OPERATING TIME:

ION PUMPS/CONTROLLERS

- Bad feedthrough - Vacuum leak - Error code on display	- Poor vacuum - High voltage problem - Other
---	--

VALVES/COMPONENTS

- Main seal leak - Solenoid failure - Damaged sealing area	- Bellows leak - Damaged flange -Other
--	--

LEAK DETECTORS

- Cannot calibrate - Vacuum system unstable - Failed to start	-No zero/high background - Cannot reach test mode - Other
---	---

INSTRUMENTS

- Gauge tube not working - Communication failure - Error code on display	- Display problem - Degas not working - Other
--	---

SCROLL AND ROTARY VANE PUMPS

- Pump doesn't start - Doesn't reach vacuum - Pump seized	- Noisy pump (describe) - Over temperature - Other
---	--

DIFFUSION PUMPS

- Heater failure - Doesn't reach vacuum - Vacuum leak	- Electrical problem - Cooling coil damage - Other
---	--

Section 6) **ADDITIONAL TERMS**

Please read the terms and conditions below as they apply to all returns and are in addition to the Agilent Technologies Vacuum Product Division – Products and Services Terms of Sale.

- Customer is responsible for the freight charges for the returning product. Return shipments must comply with all applicable **Shipping Regulations** (IATA, DOT, etc.) and carrier requirements.
- Customers receiving an Advance Exchange product agree to return the defective, rebuildable part to Agilent Technologies **within 15 business days**. Failure to do so, or returning a non-rebuildable part (crashed), will result in an invoice for the non-returned/non-rebuildable part.
- Returns for credit toward the purchase of new or refurbished Products are subject to prior Agilent approval and may incur a restocking fee. Please reference the original purchase order number.
- Units returned for evaluation will be evaluated, and a quote for repair will be issued. If you choose to have the unit repaired, the cost of the evaluation will be deducted from the final repair pricing. A Purchase Order for the final repair price should be issued within 3 weeks of quotation date. Units without a Purchase Order for repair will be returned to the customer, and the evaluation fee will be invoiced.
- A Special Cleaning fee will apply to all exposed products per Section 4 of this document.
- If requesting a calibration service, units must be functionally capable of being calibrated.

SH-110 Exhaust Silencer Kit

This page intentionally left blank.

Agilent Technologies

Vacuum Product Division

United States & Canada

Agilent Technologies
Vacuum Products Division
121 Hartwell Avenue
Lexington, MA 02421 USA
Tel: +1 781 861 7200
Toll-Free: +1 800 882 7426
Fax: +1 871 860 5437

Benelux

Agilent Technologies
Vacuum Products Division
Herculesweg 8
4338 PL Middelburg
THE NETHERLANDS
Tel: +31 118 671570
Fax: +31 118 671569

China

Agilent Technologies
Vacuum Products Division
Room 1648
Central Tower South Wing
Beijing Junefield Plaza
No. 10 XuanWuMenWai Street
Beijing 100052 P.R. CHINA
Tel.: +86 (10) 6310 8550
Toll-Free: 800 820 6556
Fax: +86 (10) 6310 0141

France

Agilent Technologies
Vacuum Products Division
7 avenue des Tropiques
Z.A. de Courtaboeuf - B.P. 12
91941 Les Ulis cedex FRANCE
Tel.: +33 (0) 1 69 86 38 84
Fax: +33 (0) 1 69 86 29 88

Germany & Austria

Agilent Technologies
Vacuum Products Division
Alsfelder Strasse 6
Postfach 11 14 35
64289 Darmstadt GERMANY
Tel.: +49 (0) 6151 703 353
Fax: +49 (0) 6151 703 302

India

Agilent Technologies
Vacuum Product Division
205-A, "A" wing of Galleria,
2nd floor, Hiranandani Gardens,
Powai, Mumbai-400 076, India
Tel.: +91 22-2570 8595 / 8597
Fax: +91 22- 2570 8599

Italy

Agilent Technologies
Vacuum Products Division
via F.lli Varian 54
10040 Leini, (Torino) ITALY
Tel.: +39 011 997 9111
Toll-Free: 00 800 234 234 00
Fax: +39 011 997 9350

Japan

Agilent Technologies
Vacuum Products Division
Sumitomo Shibaura Building 4-16-36
8th Floor
4-16-36 Shibaura Minato-ku
Tokyo 108 JAPAN
Tel.: +81 3 5232 1253
Toll-Free: 0120 655 040
Fax: +81 3 5232 1710

Korea

Agilent Technologies
Vacuum Products Division
Shinsa 2nd Bldg. 2F 966-5
Daechi-dong
Kangnam-gu, Seoul
KOREA 135-280
Tel.: +82 2 3452 2452
Toll-Free: 080 222 2452
Fax: +82 2 3452 2451

Mexico

Agilent Technologies
Vacuum Products Division
Concepcion Beistegui No 109
Col Del Valle C.P. 03100
MEXICO, D.F.
Tel.: +52 5 523 9465
Fax: +52 5 523 9472

Southeast Asia

Agilent Technologies
Vacuum Products Division
South East Asia (SEA) - Alex Ho
H/P: +601 2213 1253
Fax: +603 6733 8121

Singapore

Agilent Technologies
Vacuum Products Division
Singapore
Unit 10-04 Helios
Biopolis @ one-north
11 Biopolis Way, 138667
Singapore
H/P: +65 92364988
Fax: +65 64789603

Taiwan

Agilent Technologies
Vacuum Products Division
14F-6, No. 77, Hsin Tai Wu Road,
Sec. 1
Hsi chih, Taipei Hsien, Taiwan,
R.O.C.
Tel.: +886 2 2698 9555
Toll Free: 0800 051 342
Fax: +886 2 2698 9678

UK & Ireland

Agilent Technologies
Vacuum Products Division
6 Mead Road
Oxford Industrial Park
Tel.: +44 (0) 1865 291570
Fax: +44 (0) 1865 291571



Agilent Technologies